

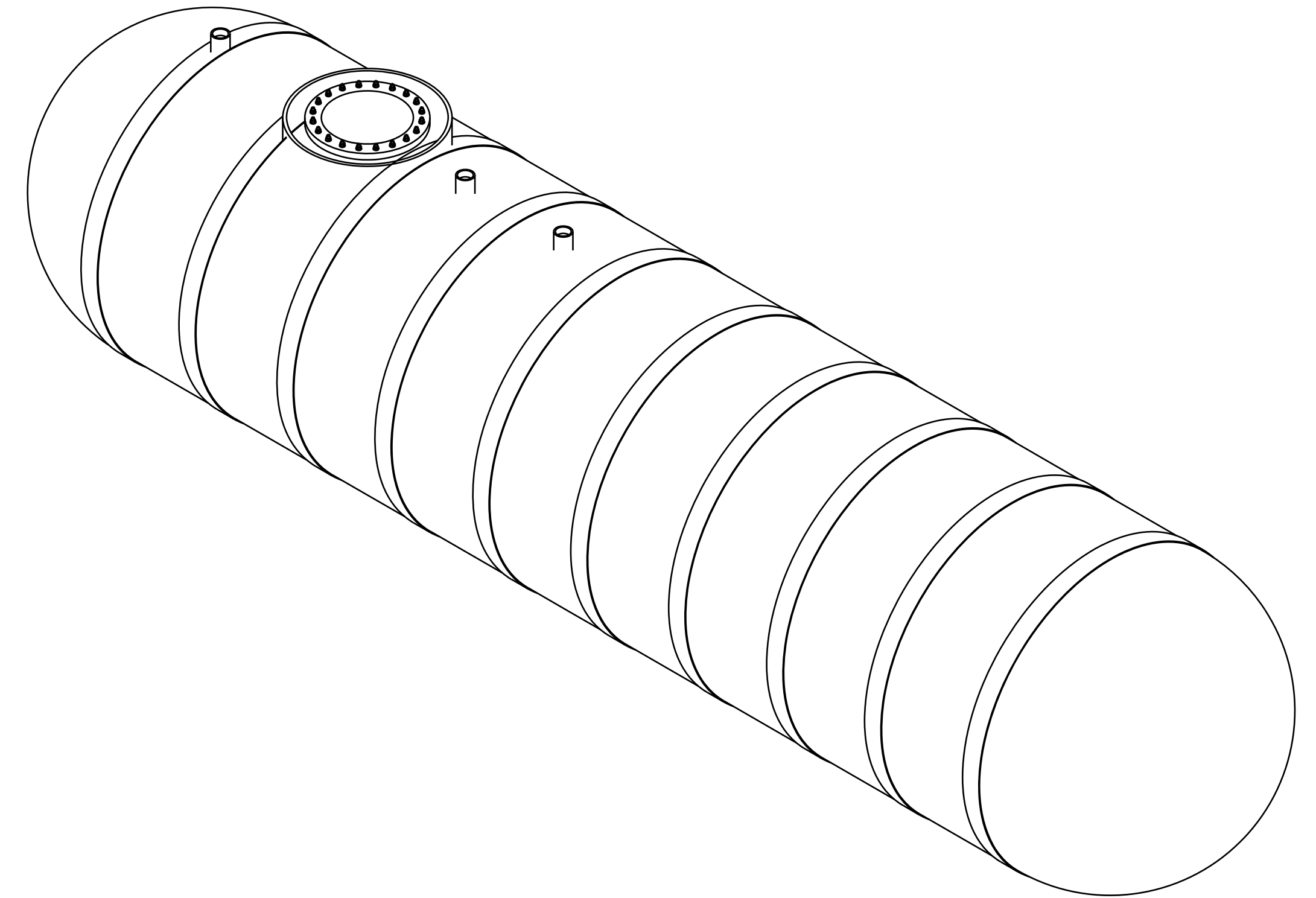
NOTES: UNLESS OTHERWISE SPECIFIED

1. ALL BOLT HOLES TO STRADDLE NORMAL TANK CENTERLINES UNLESS OTHERWISE SHOWN
2. NOZZLE PROJECTIONS ARE 6" FROM OUTSIDE OF TANK TO FACE OF FLANGE UNLESS OTHERWISE SHOWN
3. COUPLING TO BE 2" PROJECTION ON SIDE WALL OF TANK
4. STRIKER PLATE (12" X 12") MUST BE INSTALLED AT BOTTOM OF TANK WALL UNDER EACH COUPLING (WITH THE EXCEPTION OF VENT ONLY COUPLINGS).
5. STRIKER PLATE (24" X 24") MUST BE INSTALLED AT BOTTOM OF TANK WALL UNDER MANWAY ACCESS OPENING.
6. TANK DESIGNED, FABRICATED, INSPECTED/TESTED IN ACCORDANCE WITH UL/ULC -1316 SPEC'S CURRENT EDITION.
7. TRAFFIC RATE TANK - LID MUST BE RECESSED IN CONCRETE SLAB
8. DEADMEN, STRAPS, TURNBUCKLES, AND INSTALLATION SHACKLES ARE NOT INCLUDED

SON # 237

12K CAPACITY

REVISIONS			
REV	DESCRIPTION	DATE	APPVD
01	INITIAL RELEASE	06/06/2023	



Isometric view
Scale: 1:30

LABEL	SIZE	MATL.	DESCRIPTION	ADDITIONAL ACCESSORIES - NOTES	QTY
A1	4"	FRP	HALF COUPLING	PROBE RIB	1
B1	4"	FRP	HALF COUPLING	W/ 12" X 12" STRIKER PLATE	2
M1	24"	FRP	MANWAY	W/ 24" X 24" STRIKER PLATE	1
M2	-	C.S.	MANWAY COVER	SEE MANWAY COVER DWG	1
M3	42"	FRP	COLLAR	REFER TO BRAVO PRODUCTLINE	1
LL	-	GALV.	LIFTING LUGS	LIFTING LUG (REFER TO DWG: NTP-10D011)	6
DM	-	-	ANCHOR SYSTEM	4x 22' LONG SLOTTED CONCRETE ANCHOR W/GALV. ANCHOR POINTS	0
TDS	-	-	STRAP ASSEMBLY	D-RINGS GLASSED TO FRP STRAP; 1/2" THK TO BE USED IN ANCHORING TANK TO DEADMAN, USING SHACKLES, & TURN- BUCKLE PER STRAP	0
TB	-	-	TURNBUCKLES		0

COMPANY: _____

DATE: _____

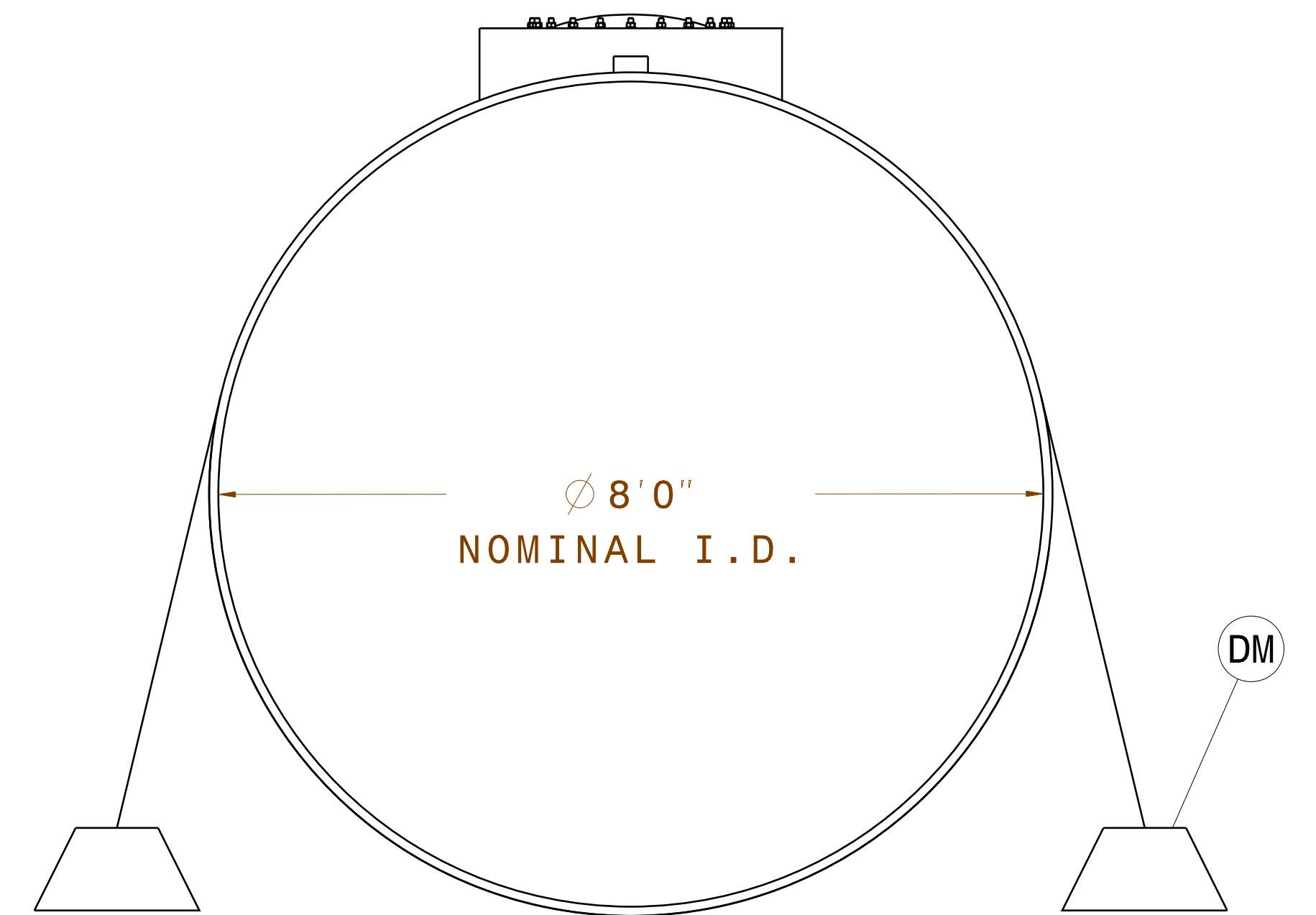
NAME (PRINTED): _____

[] APPROVED: _____

[] REDRAW AND RESUBMIT: _____

SHIPPING INFO:

MAX LENGTH = 37' - 6"
 MAX HEIGHT = 9' - 6" (W/O SUMP RISER)
 MAX WIDTH = 8' - 8"
 TANK WEIGHT = 8,900 LBS

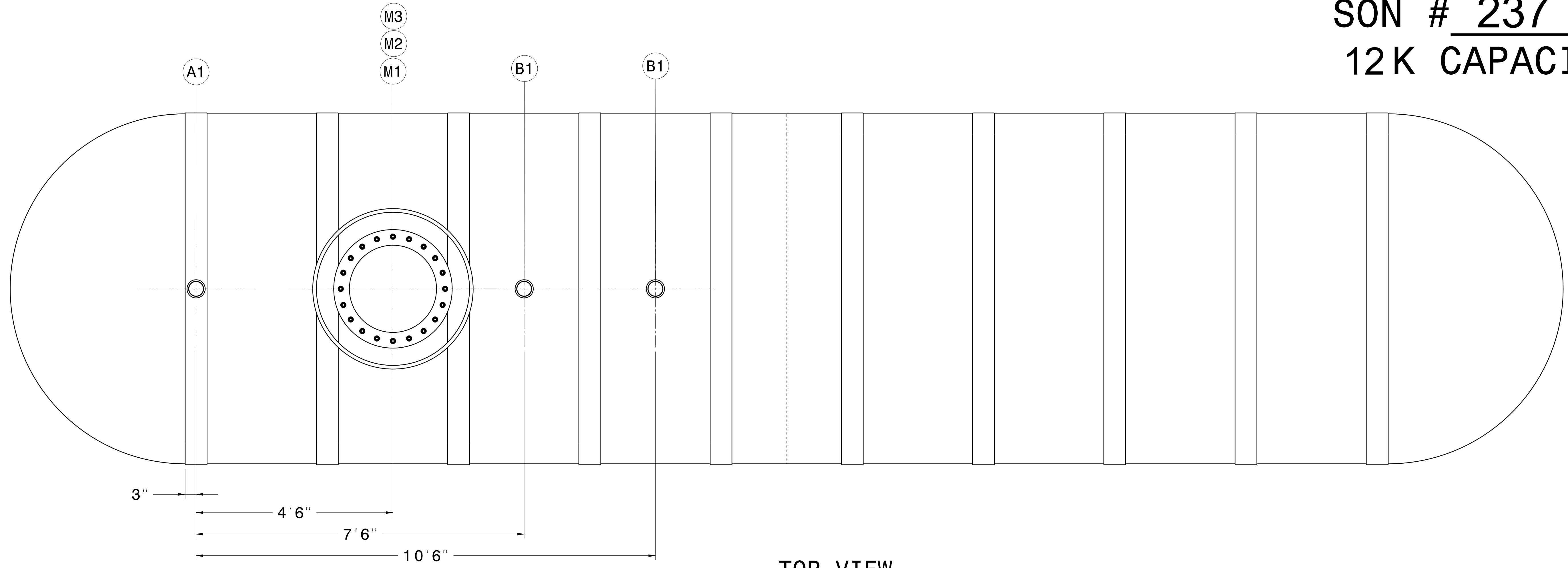


END VIEW

CONTROLLED COPY
ALL INFORMATION WITHIN THIS DRAWING IS CONSIDERED
CONFIDENTIAL, PROPRIETARY INFORMATION

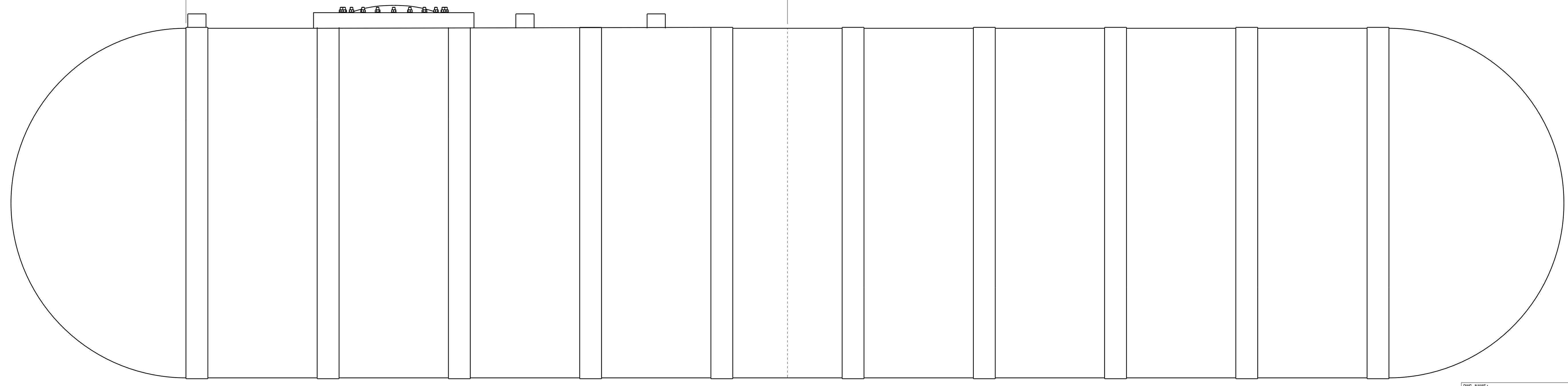
<small>DIMENSIONS ARE IN INCHES UNLESS OTHERWISE SPECIFIED. BREAK EDGES/REMOVE BURRS.</small>	<small>ANGLES - 1:2:0° 1:4:0° 1:6:0° 1:8:0° 1:10:0° 1:12:0°</small>	<small>SCALE: NONE</small>	<small>DWG NAME: 8' FRP FUEL TANK 8K CAPACITY</small>	<small>SON #: D</small>	<small>REV: 01 SHEET: 1 OF 2</small>
<small>NEXT ASSY</small>	<small>USED ON</small>	<small>DO NOT SCALE DRAWING</small>	<small>SCALE</small>	<small>SON #</small>	<small>REV: 01 SHEET: 1 OF 2</small>

SON # 237
 12K CAPACITY



TOP VIEW

RECIPE LENGTH = 201"
 SHELL 1 & 2 = 13'9"
 CUT-LINE = 147"



SIDE VIEW